


Recycled Elephant family



You Need:



Recycled Milk or juice jug



scissors

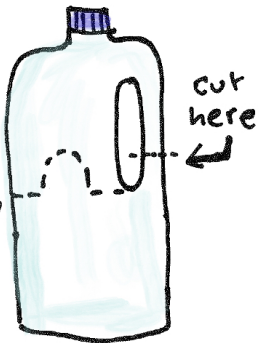


Paint



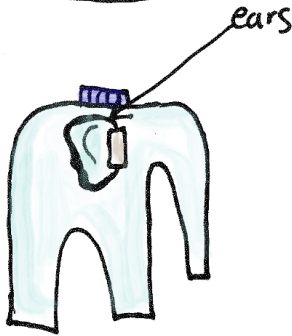
OR glue & paper, tape

Step 1:



Have an adult cut the milk jug to create a trunk, and legs.

Step 2:




Tape on ears, you can make them from Milk bottle or cardboard.

Step 3:



Decorate by painting or sticking on paper, add some eyes and toenails.

Step 4:



Create a whole Elephant family, a parade of Elephants!